



Freshen Up Your Centers

Bailey Cavanah and Ashley Shinn
bcavanah@galesburg205.org
ashinn@galesburg205.org



tech205.weebly.com/institute-breakout-sessions

- Sign in to access copies of the presentation handouts and to sign-in electronically.

© MARK ANDERSON

WWW.ANDERSTOONS.COM



"I'm thinking of changing my centers to Sit Quietly,
Behave Yourself, and Just Stop That."



What others are saying...

- Eric Jensen (Teaching with the Brain in Mind-1998) suggests that choices increase students' intrinsic motivation and keeps their attention. Changing locations is one of the easiest ways to get the brain's attention.
- Debbie Diller defines work stations as “a place where a variety of activities reinforce and/or extend learning.” [...] “A time for students to practice reading, speaking, listening, and working with letters and words.” (Literacy Work Stations-2003)



Benefits of Centers

- Allows teachers to gain additional one-on-one and small group teaching time
- Allows teachers to give individual attention to struggling learners
- Builds independence in your students
- Provides a venue for reviewing skills
- Incorporates choice and movement
- Adds fun and variety to everyday routines
- Address many learning styles and work preferences
- Valuable to all students including special education and gifted (co-teaching)
- Builds time into your day for anecdotal notes and information assessments



Splitting Up Guided Reading Groups

- ◊ Quarterly Assessments
- ◊ Data wall
- ◊ Ability level groupings
- ◊ Skill grouping
- ◊ Behavior problems separated (if possible)



Debbie Diller says...

- 1. Simplify
- 2. Let go! Kids should be doing more work than you are doing.
- 3. Listen twice as much as you speak.
- 4. Organization is everything.
- 5. Focus your small group teaching.
 - Choose a group. Choose a focus. Choose a book that matches your focus. Write a brief lesson plan. TEACH! Take notes on one child each day.



Modeling and Expectations

- Assume nothing, model EVERYTHING. Majority should be done whole group.
- Practice the right way and the wrong way
- Practice each center and it's individual expectations (I charts or "I can"...statements)
- Expectations quiz
- Expect it to crash and BURN! Revisit expectations and try again.



Accountability

- Centers folder for keeping track of centers visited, students write the date, I record when they are absent (2nd graders)
- Folder initialed by teacher
- Aide moves around room to monitor and check for off-task behavior
- Student's numbers written on worksheets to ensure each center is visited (2nd graders)

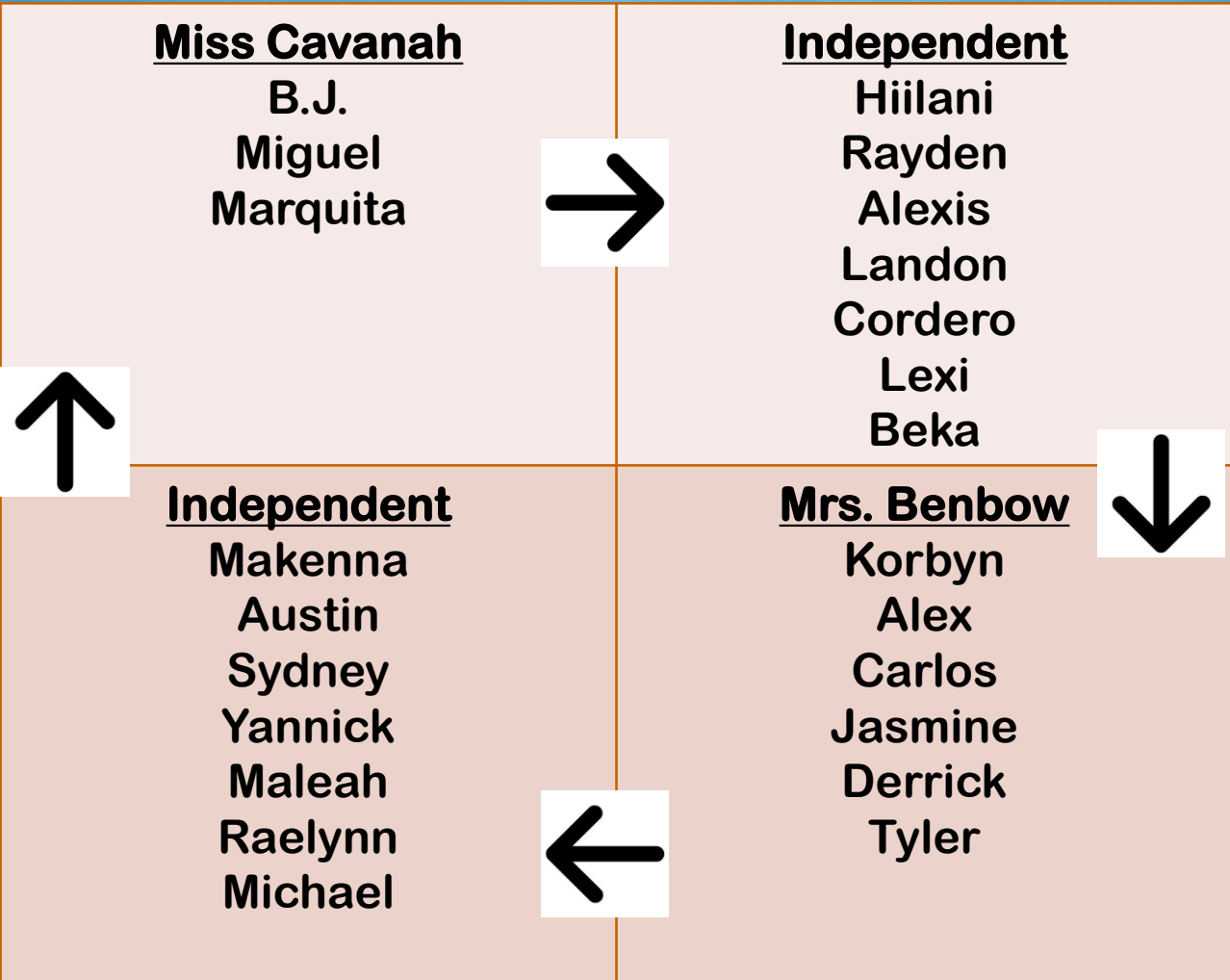


Rotations


(2nd Grade)

- Centers folder with schedule
- Timer at guided reading table
- 15-20 min. per rotation
- Lights off= clean up
- Lights on=move to next center
- Brain breaks/movement during transitions
- Lasts for 12 days (24 centers)- this varies based on number of centers.

2nd Grade Centers Rotation Example



Guided Reading (2nd Grade)



- Twice a day (1 fiction and 1 nonfiction)
- Social Studies and Science tied in to NF guided reading
- Folder for each group with note cards to take anecdotal notes
- Debbie Diller folder

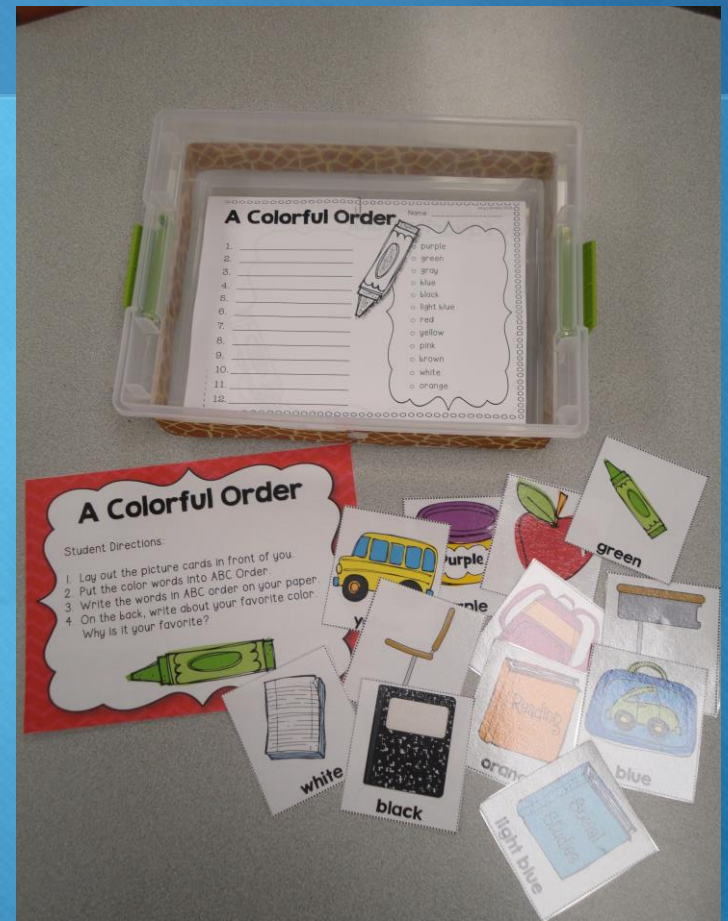


The Set Up

2nd grade centers





Tubs for Mobile Centers





Leap Pads

Leapster Tag Readers



Listening Center

Rockstar from
Belkin




QR Code Reader on
iPod Touch




Math Centers

- Extreme dot-to-dot
- Math bottle caps
- Race to a Hundred
- Sequencing on a clothesline
- Games based on concepts previously covered
- Smiley Face (Laureen Reynolds' idea)




Spelling/Word Work

- Faux technology
- Stamps in play dough
- Boogie board
- Using finger in sand or Kinetic Sand
- Making words with various things




More Ideas...

- Shared journals
- Weekend journals
- Poetry binders
- Poems for 2 voices (You Read to Me, I'll Read to You, Hip and Hop, Elephant and Piggie)
- Read to a buddy (stuffed animals or Beanie Babies)



Other Centers

- Sorts
- Social Studies
- Science
- Chromebooks (Spelling City, keyboarding, Moby Max, Xtra Math)
- Puzzles
- Board games
- Hot Dots
- Magnatab
- Flashcards





Daily 5 Rotation Example



Guided Reading (Kindergarten)

- Reading Recovery lesson format
 - Familiar book
 - Word Work or Writing
 - New book

Read one on one with one student from each group
everyday

Other Guided Reading Ideas...

- Touch Light- “I am invisible!”
- “Ask Me” lanyard
- Finger lights to track reading



Read to Self

Daily 5 - Kindergarten



Choose where they read

Review good places and bad places

Basket full of independent books and
Familiar books

May choose theme books

May use whisper phones to listen to
themselves read





Read to Someone

Daily 5- Kindergarten

- ◊ Read to Teacher
- ◊ Used as guided reading time slot

Word Work


Daily 5- Kindergarten




Magnetic letters
Play-doh
Unifix cubes



CVC word building
Stamp sight words
Word building puzzles
Sight Word Jenga



More Word Work Ideas




Work on Writing


Daily 5- Kindergarten



Missing sound stamp
Write sight words
Rainbow write sight words
Story prompts
Create own book
Practice letter formation



Writing Topic Cards And Tools for Your Sea of Writers



Listen to Reading

Daily 5- Kindergarten



Tumblebooks
Books on CD
Leap Pads
Chromebooks

Anything to share?


- What works in your classroom?
- Helpful hints?
- Cute and creative ideas?





Resources

- Debbie Diller- Literacy Work Stations, Making the Most of Small Groups and Math Work Stations
- Amy Lemons' blog (Step Into Second Grade)
- The Teacher Wife (blog)
- A Year of Many Firsts (blog)
- First Grade Fancy Pants (blog)
- Pinterest and Teachers Pay Teachers
- The Daily 5 and Café books by The Two Sisters
- Centers Made Simple by Lauren Reynolds

- 
- Please visit the above site to complete an electronic evaluation of the presentation.
 - These will not be made public.
 - Thank you!